



Health
Workforce
Canada

Effectif
de la santé
Canada

User Guide

**Education to Workforce Microsimulation Model
Medical Radiation Technologist (MRT) Prototype
(Testing Phase Release)**



Contents

1. Introduction.....	3
1.1 Purpose of the Tool	3
1.2 Overview of the MRT Workforce in Canada	3
1.4 Scope and Limitations.....	4
2. Getting Started	4
2.1 Using the Tool	4
2.2 Scenario Building and Customization.....	8
3. Understanding the Microsimulation Model.....	9
3.1 What is Microsimulation?	9
3.2 Overview of the Agent-based Modelling Approach.....	10
3.3 Limitations and Uncertainties in the Model.....	10
4. Data Adjustments and Imputation	11
4.1 Back-calculation of entry cohort sizes	11
4.2 Accounting for programs with multiple completion lengths within a specialization and jurisdiction	11
4.3 Imputation of unavailable recent data	11
4.4 Imputation of graduation rates	12
5. Exporting Results and Visuals	12
5.1 Accessing Raw Data and Model Files	13
6. Sensitivity Analysis and Validation	13
7. Troubleshooting and Support.....	14
8. Key References and Further Reading	14
9. Appendix A – MRT Training Programs Included in the Model’s Baseline Data	16



1. Introduction

1.1 Purpose of the Tool

Health Workforce Canada’s (HWC) Education-to-Workforce Microsimulation Modelling Tool, prototyped for Medical Radiation Technologists (MRT), is designed to support evidence-informed workforce planning by forecasting the possible supply of MRTs across Canada up to the year 2036. This interactive, web-based tool allows users to explore education to workforce scenarios, including interprovincial migration, by adjusting key parameters such as entry cohort size; graduation, employment, and in-province retention rates for all Canadian jurisdictions. The objective of the tool is to provide planners, policymakers, and stakeholders with a flexible tool for testing the implications of education policy and training scenarios on the domestic supply of MRTs.

1.2 Overview of the MRT Workforce in Canada

MRTs are essential, regulated health professionals in Canada’s health care system, offering diagnostic imaging and therapeutic services in hospitals, cancer centers and other clinical settings. MRTs play a critical role across several areas of focus, including the cancer care continuum—from early detection (nuclear medicine/radiology) through treatment delivery (radiation therapy) to monitoring treatment response (magnetic resonance imaging). In doing so, they support timely diagnoses, treatment, and patient care. Demand for MRTs is expected to continue rising as Canada’s population ages, diagnostic imaging volume increases, and cancer incidence rises in the country (Canadian Cancer Society, 2024).

Despite the importance of this profession, MRT workforce planning remains a complex undertaking. The supply of MRTs is shaped by multiple regulated disciplines, varied education pathways, and significant jurisdictional differences in scope of practice. The availability of robust workforce data also varies considerably across provinces and territories. This tool helps address these challenges by applying an open-source modelling approach to support more consistent MRT workforce planning in Canada.

1.3 Key Features

Interactive Parameter Adjustments: Users can select one of four MRT specializations (radiological technology, nuclear medicine technology, magnetic resonance imaging (MRI), and radiation therapy), choose the jurisdiction for which they would like to see simulation results, and adjust entry cohort size; graduation, employment, and in-province retention rates to test scenarios.



Real-Time Simulations: This tool dynamically updates projections based on user-selected parameter settings, offering immediate insights into workforce trends.

Data-Driven Forecasting: Built using a microsimulation methodology (see *Section 3. Understanding the Microsimulation Model* for more details), this tool integrates data from Statistics Canada's Postsecondary Student Information System (PSIS) and the Education and Labour Market Longitudinal Platform (ELMLP), to generate supply projections.

Export Capabilities: Users can download outputs such as customized charts, data tables, and the model's source code for further analysis and documentation.

Publicly Accessible: Hosted on [HealthWorkforce.ca](https://healthworkforce.ca), this tool promotes transparency and accessibility for both experts and non-experts alike.

1.4 Scope and Limitations

This version of the model focuses specifically on forecasting the domestic supply of MRTs based on training and employment scenarios. It includes data disaggregated by jurisdiction (province and territory), and MRT specialization.

2. Getting Started

The MRT Education-to-Workforce Microsimulation Modelling Tool is freely available on the Health Workforce Canada website, [Education-to-Workforce Model - MRT Prototype - Health Workforce Canada](https://healthworkforce.ca), in both English and French. No login or special software is required-- only an internet connection, and a web browser (e.g., Chrome, Firefox, Safari) are needed to access the tool.

To launch the tool:

1. Visit [HealthWorkforce.ca](https://healthworkforce.ca).
2. Navigate to [Data & Insights → Modelling & Forecasting](#).
3. Click [Education-to-Workforce – MRT Prototype](#).

Users are then brought to an interactive table where they can begin exploring the effects of modifying the key parameters.

2.1 Using the Tool

The user interface is designed to be intuitive and accessible for both technical and non-technical users. It consists of three main sections: **Model Parameters**, **Outputs**, and **Visualizations**.

2.1.1 Parameter Section

This section describes how users can adjust the six key parameters that influence the simulations. **Figure A** below shows the tool's customizable elements.

The screenshot shows a user interface for parameter settings. At the top, there are two dropdown menus: 'Specialization:' (set to 'Radiation Therapy') and 'Jurisdiction for Simulation Results:' (set to 'Pan-Canadian'). To the right of these is a purple button labeled 'Reset to Default Rates'. Below these is a table with five columns: 'Training Geography', 'Entry Cohort (n)', 'Graduation Rate (%)', 'Graduate Employment Rate (%)', and 'Retention Rate (%)'. The table has four rows for different jurisdictions: Prince Edward Island, Nova Scotia, New Brunswick, and Quebec. Each cell in the table contains a numerical value. Six callout bubbles with numbers 1 through 6 point to specific elements: 1 points to the Specialization dropdown, 2 to the Jurisdiction dropdown, 3 to the Training Geography column header, 4 to the Graduation Rate (%) column header, 5 to the Graduate Employment Rate (%) column header, and 6 to the Retention Rate (%) column header.

Training Geography	Entry Cohort (n)	Graduation Rate (%)	Graduate Employment Rate (%)	Retention Rate (%)
Prince Edward Island	0	55.6	89.0	50.0
Nova Scotia	0	55.6	89.0	75.1
New Brunswick	0	55.6	89.0	80.0
Quebec	78	46.7	87.0	97.2

Figure A: Parameter settings

- **Specialization (#1 in Figure A):** Choose from one of four MRT specializations (radiation therapy, radiological technology, nuclear medicine technology, and magnetic resonance imaging).
- **Jurisdiction for Simulation Results (#2 in Figure A):** Select the jurisdiction for which you wish to generate and visualize results.
- **Entry Cohort (#3 in Figure A):** Users may adjust the size of the entry cohort (i.e., enrolment size) for all jurisdictions.
- **Graduation Rate (#4 in Figure A):** Adjust rates within each jurisdiction and MRT specialization of interest.
- **Graduate Employment Rate (#5 in Figure A):** Users may adjust the rate of employment amongst those who graduated from an MRT program.
- **In-Province Retention Rate (#6 in Figure A):** Users can also modify the rate of retention in the province of training.

To return all user-modifiable parameter inputs to their default values, simply click the **“Reset to Default Rates”** button.



2.1.2 Outputs including Visualizations

Once the parameters have been set, click “**Run Simulation**” to generate the updated projections. The outputs will include four plots illustrating aspects of MRT supply up to 2036:

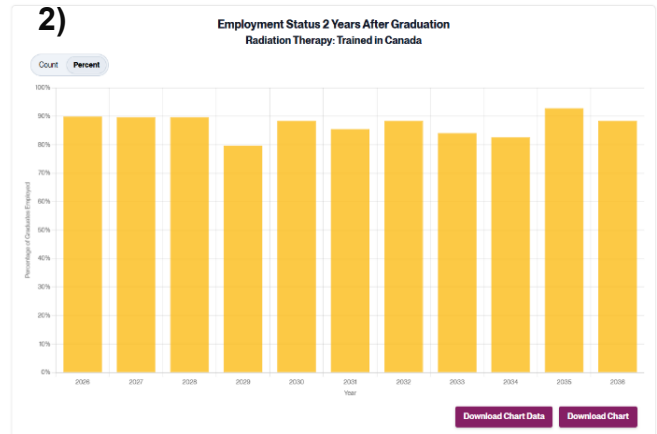
- **Entry cohort or graduate counts over time** (#1 in **Figure B**): Shows the number of students entering MRTs programs and those graduating by report year. Users may toggle between viewing *Entry Cohort* or *Graduates*.
- **Employment status** (#2 in **Figure B**): Displays whether MRT program graduates have demonstrated employment two years after graduation; users may toggle between viewing *counts* or *percentages*. Employment is identified using CRA tax records. If a graduate reports employment income two years post-graduation, they are assumed to be employed, with employment status imputed back to the year of graduation. Graduates reporting employment income two years after graduation are assumed to be employed in their field of study.
- **Employed graduates by training province/territory** (#3 in **Figure B**): Displays the counts of newly employed MRT graduates, organized by where they were trained.
- **Percentage of newly employed graduates by training province/territory** (#4 in **Figure B**): Shows the proportion of newly employed graduates by their jurisdiction of training. Province of employment was determined using CRA tax records, with province of residence in tax records serving as a proxy.

See **Section 3.3** below to review the model’s limitations.

1)



2)



3)

**Counts of Newly Employed Graduates by Province of Training
Radiation Therapy: Pan-Canadian Workforce**

Year	2026	2027	2028	2029	2030	2031	2032	2033	2034	2035	2036
Pan-Canadian	62	61	61	55	61	59	61	58	57	64	61
Breakdown by Province	62	61	61	55	61	59	61	58	57	64	61
• Quebec	32	32	32	28	30	31	31	29	29	34	32
• Ontario	14	14	14	12	16	13	15	14	13	15	14
• British Columbia	7	7	7	7	7	7	7	7	7	7	7
• Alberta	7	6	6	6	6	6	6	6	6	6	6
• Manitoba	2	2	2	2	2	2	2	2	2	2	2

* Counts reported are limited to MRTs trained in Canada.

4)

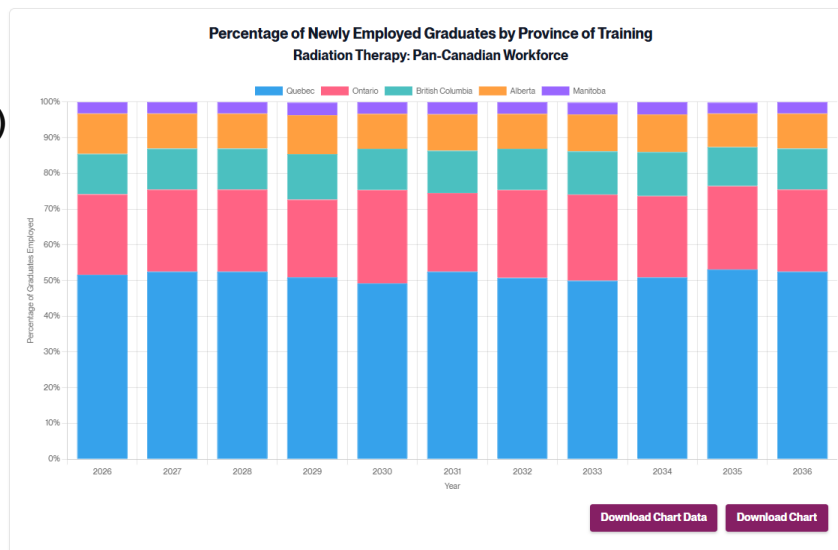



Figure B: Four output plots illustrating Pan-Canadian education-to-workforce pipeline.



2.2 Scenario Building and Customization

The Education-to-Workforce Microsimulation Tool enables users to build and test alternative workforce futures by modifying a range of input parameters. This section outlines how to create different scenarios to explore potential impacts on MRT supply across provinces, territories, and specializations.

2.2.1 Adjusting Parameters

Users can fine-tune the simulation by modifying several categories of parameters:

2.2.1.1 Education Sector

Users can specify one of four MRT specializations to forecast domestic supply:

- **Radiation Therapy**
- **Radiological Technology**
- **Nuclear Medicine Technology**
- **Magnetic Resonance Imaging (MRI)**

One specialization and one province/territory can be selected to predict transitions from education to the workforce. This is useful for modelling shifts in educational seats investments (e.g., increased investment in radiation therapy programs).

The following Classification of Instructional Programs (CIP) codes were used to identify MRTs in each province from regulated Canadian training programs:

Nuclear Medicine: 51.0905

Radiation Therapy: 51.0907

Magnetic Resonance Imaging (MRI): 51.0920

Radiological Technology:

- 51.0911 (Medical radiation technologist/radiographer),
- 51.0924 (Combined laboratory and X-ray technology),
- 51.0999 (Allied health diagnostic, intervention and treatment professions, other)

See **9. Appendix A – MRT Training Programs Included in the Model's Baseline** Data for completed details on included MRT education programs.

2.2.1.2 Education Outcome Adjustments

Two education supply parameters can be adjusted:



- **Entry Cohort:** The size of the entry cohort for a given MRT specialization may be adjusted. Note that changes to this parameter apply to the 2026-2027 academic year, and their effect on graduation counts will be time-lagged, typically 2 to 4 years after 2026-2027 depending on program length and the location of each MRT specialization program.
- **Graduation Rate:** The MRT graduation rate may be modified for any of the jurisdictions available. The default graduation rates are based on the average graduation percentage of cohorts who entered training in 2015/16, 2016/17, and 2017/18. In cases where provincial-level data was unavailable, averages based on all contributing jurisdictions for each MRT specializations were applied.

2.2.1.3 Workforce Outcome Adjustments


Two workforce outcome parameters can be adjusted:

- **Graduation Employment Rate:** The rate of employment amongst those who graduated from an MRT program is also adjustable. The graduation employment rate is based on the midpoint of two pooled graduate cohorts. The first cohort includes MRTs graduating in 2016, 2017, and 2018. The second cohort includes those graduating in 2019, 2020, and 2021.
- **Retention Rate:** The rate of retention in the province of training may also be modified. Historical migration trends are calculated using pooled annual cohorts from the ELMLP by comparing the province of graduation with the province/territory of residence two years following graduation, as reported through Canada Revenue Agency (CRA) tax filings.

3. Understanding the Microsimulation Model

3.1 What is Microsimulation?

Microsimulation is a computational modelling technique that simulates the behaviour and outcomes of individual entities—known as agents—over time within a system to understand broader population-level patterns and their policy implications. In workforce planning, this means modelling how individuals (e.g., workers, patients) of different ages, backgrounds, career paths, and life circumstances interact with demographic and policy environments over time. Unlike traditional aggregate models that treat populations as homogenous groups, microsimulation captures heterogeneity in the population—differences in individual characteristics, behaviours, and responses to policy changes—allowing for more detailed and dynamic projections.



In this tool, microsimulation is used to estimate the domestic supply of MRTs in Canada from 2011 to 2036.

3.2 Overview of the Agent-based Modelling Approach

This tool is based on an agent-based modelling (ABM) approach implemented using [AnyLogic](#), a powerful simulation platform. Agent-based microsimulation modelling uses real-world aggregated data to create a simulation of individual agents—such as health workers—and how they behave and interact with each other. In this model, MRTs are simulated as individuals based on province/territory of residence and employment, and their MRT specialization. Using this microsimulation approach allows the model to use aggregated data to create a synthetic population of individuals evolving across time to better estimate the impact of policy decisions, as well as emergent effects of the individuals' interactions within a system.

Key advantages of this approach:


- No need for individual-level data, avoiding privacy issues.
- Flexible and scalable, easily adapted to other regulated professions like MRTs where there is a reliance on general assumptions and limited availability of high-quality data sources.
- Real-time interactivity, allowing users to change assumptions, immediately simulate, and view the results.

The model simulates year-by-year transitions for both the population and the MRT workforce under varying assumptions.

3.3 Limitations and Uncertainties in the Model

While robust, the model includes several limitations:

- **Geographic scope:** Estimates for certain provinces and territories may have lower precision and higher variability due to Statistics Canada's mandatory rounding requirements for data release. For instance, the impact of random rounding using a base of 3 on a program with an annual entry cohort of 6 would be greater than the same rounding approach on a program with an entry cohort of 45. Additionally, in this first version of the model, place of employment is based on the place of residence reported in tax filings. Consequently, the data may include individuals who work in one province while residing in another.
- **Employment assumptions:** The model incorporates post-graduation employment status data from the ELMLP; however, this data only indicates whether graduates are employed (evidence of income as per a T4) or continuing full-time studies—not whether they work in their field of study. Employment status is determined by whether an individual had employment income based on T4s from the CRA and was



not registered in full-time studies. Graduates were assumed to be employed in their own field of study if they reported employment income as per CRA tax records two years after graduation. Province of employment was determined using these tax data, with province of residence in tax records serving as a proxy.

4. Data Adjustments and Imputation

To improve the validity of our historical trends and address gaps in the underlying data sources, several adjustments were applied to the model's historical dataset obtained through a custom data request to Statistics Canada. These adjustments primarily address missing values, unavailable data in recent years, and infeasibly low cohort counts.

4.1 Back-calculation of entry cohort sizes

In some cases, entry cohort counts were missing or appeared unusually low relative to observed graduate counts. In these situations, entry cohort sizes were estimated using available graduate counts and graduation rates of the relevant specialization.

For example, if a 3-year program produced 100 graduates in 2014 and the graduation rate for the corresponding 2011 cohort was 50%, the entry cohort size for 2011 was estimated as:

$$\text{Entry cohort} \approx 100 \div 0.50 = 200 \text{ students}$$

This approach ensures that estimates of entry cohort size remain consistent with observed graduation outcomes.

4.2 Accounting for programs with multiple completion lengths within a specialization and jurisdiction

Some specializations have programs of different duration within a jurisdiction, e.g., 3- and 4-year programs. In these cases, graduates observed in a given graduation year may originate from more than one entry cohort. The model allocates graduates across cohorts using proportional weights that reflect the distribution of program lengths.

For example, if 85% of students graduate after 3 years and 15% after 4 years, graduates observed in 2021 are attributed primarily to the cohort that enrolled in 2018, with the remaining 15% attributed to the cohort that enrolled in 2017.

4.3 Imputation of unavailable recent data

For recent years where official data were not yet available, entry cohort and graduate counts were imputed using the average of the most recent historical values available.

For example, when data for 2023–2025 cohorts were unavailable, values were estimated using the average of the 2020, 2021, and 2022 counts, respectively.

4.4 Imputation of graduation rates

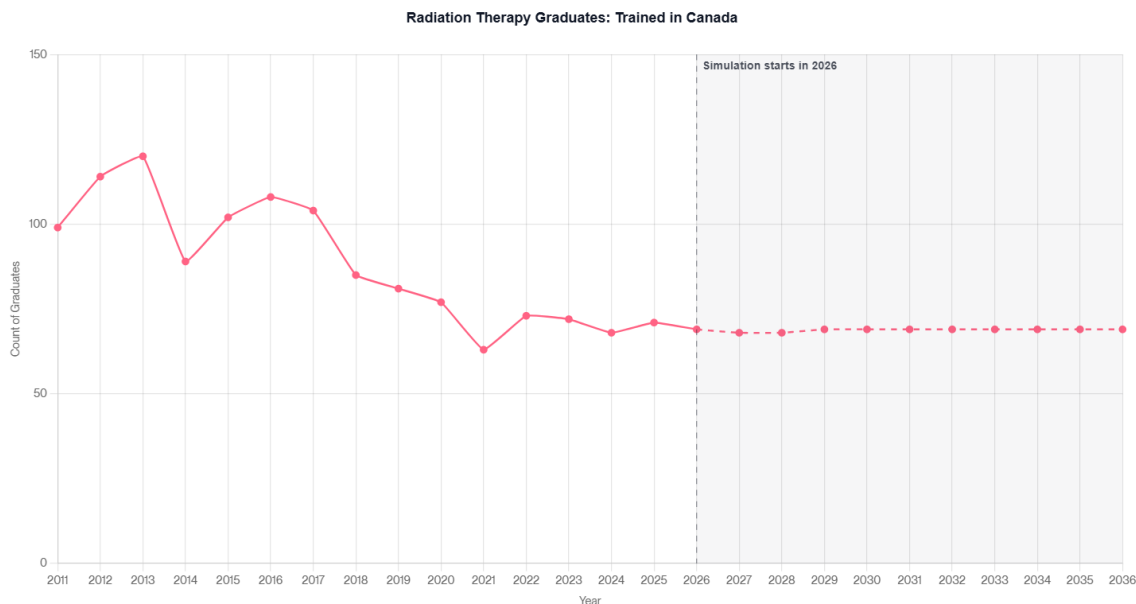
Where graduation rates were missing or unavailable, values were imputed using the average of the most recent available estimates or, when appropriate, national or provincial averages for the same field of study and cohort year.

These adjustments help ensure that the historical dataset remains internally consistent and suitable for modelling long-term workforce trends.

5. Exporting Results and Visuals

Users can export their custom model simulation scenario results in various formats:

Downloadable Charts: Export images of plots in .PNG format directly to your computer by pressing the **Download Chart** button below each graph. See an example of the *graduate count by year* chart below.



Data Tables: Export the data points behind the charts, in CSV and JSON formats, directly to your computer by pressing the **Download Chart Data** button below each graph. The example below shows the data used to plot the *Employment Status 2 Years After Graduation* chart.



	A	B
1	Year	Employed
2	2026	89.9
3	2027	89.7
4	2028	89.7
5	2029	79.7
6	2030	88.4
7	2031	85.5
8	2032	88.4
9	2033	84.1
10	2034	82.6
11	2035	92.8
12	2036	88.4

5.1 Accessing Raw Data and Model Files

For users interested in further analysis, improving upon the HWC model, or integrating with other modelling efforts, all underlying resources of the MRT model are open-access and available for download. This includes:

Raw Model Data: Including baseline MRT cohort sizes, graduation and retention rates.

Model Code and Documentation: AnyLogic code and accompanying documentation are available for download for those looking to replicate or modify the model. *Note:* AnyLogic model files can be opened in a text editor but are more easily viewed and edited using AnyLogic Software. AnyLogic files are coded in **Java**. A free trial version of the AnyLogic software is available [here](#).

These resources are intended to promote transparency, encourage feedback, and support continued development by Third parties. HWC intends to transition its modelling codebase to Python in the future to further enhance accessibility and transparency.


6. Sensitivity Analysis and Validation

The model underwent a series of internal and external validation procedures.

Internal validation steps included:

- a. Conducting a code review to check the model source code for errors.
- b. Checking input parameters in the model against the intended inputs provided.
- c. Verifying the model and website to ensure output data aligns with the model generated values and are presented correctly.

External validation steps included:

- 
- a. Advice on the data collection strategy, including confirmation of accredited MRT programs across Canada, was obtained from the Canadian Association of MRTs (CAMRT).
 - b. Data trends were presented to provincial government representatives and speciality groups (e.g., radiation technology) familiar with MRT enrolment and graduation trends for review and feedback.

As part of its ongoing data quality improvement efforts, Health Workforce Canada is seeking historical enrolment and graduation data from educational institutions and provincial partners.

7. Troubleshooting and Support

Questions, comments, and suggestions pertaining to the MRT model and the source datasets can be sent to: [Modelling Team Support](#)

8. Key References and Further Reading

Canadian Association of Medical Radiation Technologists (CAMRT) (2026) Become a medical radiation technologist. Accessed on March 31, 2026 at: <https://camrt.ca/mrtcareer/>

CAMRT-approved medical radiation technology education programs in Canada, excluding Quebec, and provides national context on MRT training pathways.

Ordre des technologues en imagerie médicale, en radio-oncologie et en électrophysiologie médicale du Québec (OTIMROEPMQ) (2026) *Diplômes reconnus au Québec*. Accessed on March 31, 2026 at: <https://otimroepmq.ca/devenir-membre/diplomes-au-quebec/>

Identifies Quebec-recognized educational institutions and programs required for professional practice in medical imaging disciplines, including MRI, under provincial regulation.

Statistics Canada (March 31, 2026) Technical reference guides for the education and Labour Market Longitudinal Platform (ELMLP). Accessed on March 31, 2026 at: <https://www150.statcan.gc.ca/n1/en/catalogue/37200001>

Provides detailed metadata, coverage, and methodological information on postsecondary enrolment and graduate outcomes housed in the Labour Market Longitudinal Platform (ELMLP).



Statistics Canada (November 19, 2025) Postsecondary Student Information System (PSIS). Government of Canada. Accessed on March 31, 2026 at:

<https://www23.statcan.gc.ca/imdb/p2SV.pl?Function=getSurvey&SDDS=5017>

Provides detailed metadata, coverage, and methodological information on postsecondary enrolment and graduate outcomes collected through the PSIS survey.




9. Appendix A – MRT Training Programs Included in the Model’s Baseline Data


Province	Institution	Degree Type	CIP Code	Specialization
Newfoundland and Labrador	College of North Atlantic	Career / Technical / Professional Diploma	51.0924	Radiological Technology
Nova Scotia	Dalhousie University	Undergraduate Degree	51.0905	Radiological Technology
Nova Scotia	Dalhousie University	Undergraduate Degree	51.0911	Radiation Therapy
Nova Scotia	Dalhousie University	Undergraduate Short Credential	51.0920	Magnetic Resonance Imaging
Prince Edward Island	University of Prince Edward Island	Undergraduate Degree	51.0911	Radiation Therapy
New Brunswick	University of New Brunswick	Undergraduate Degree	51.0911	Radiation Therapy
Quebec	Collège Dawson	Career/ Technical / Professional Diploma	51.0907	Nuclear Medicine Technology
Quebec	Collège Dawson	Career / Technical / Professional Diploma	51.0911	Radiation Therapy
Quebec	Collège Laflèche	Career / Technical / Professional Diploma	51.0911	Radiation Therapy
Quebec	CÉGEP Ahuntsic	Career / Technical / Professional Diploma	51.0905	Radiological Technology
Quebec	CÉGEP Ahuntsic	Career / Technical / Professional Diploma	51.0907	Nuclear Medicine Technology
Quebec	CÉGEP Ahuntsic	Career / Technical / Professional Short Credential	51.0911	Radiation Therapy



Quebec	CÉGEP de Rimouski	Career / Technical / Professional Diploma	51.0911	Radiation Therapy
Quebec	CÉGEP de Sainte-Foy	Career / Technical / Professional Diploma	51.0907	Nuclear Medicine Technology
Quebec	CÉGEP de Sainte-Foy	Career / Technical / Professional Diploma	51.0911	Radiation Therapy
Quebec	CÉGEP de l'Outaouais	Career / Technical / Professional Diploma	51.0911	Radiation Therapy
Quebec	CÉGEP Édouard-Montpetit	Career / Technical / Professional Diploma	51.0911	Radiation Therapy
Ontario	Algonquin College of Applied Arts and Technology	Career / Technical / Professional Diploma	51.0911	Radiation Therapy
Ontario	Cambrian College	Career / Technical / Professional Diploma	51.0911	Radiation Therapy
Ontario	Cambrian College	Post-career Technical Certificate	51.0920	Magnetic Resonance Imaging
Ontario	Collège Boréal d'art appliqués et de technologie	Career / Technical / Professional Diploma	51.0911	Radiation Therapy
Ontario	Confederation College of Applied Arts and Technology	Career / Technical / Professional Diploma	51.0911	Radiation Therapy
Ontario	Fanshawe College of Applied Arts and Technology	Career / Technical / Professional Diploma	51.0911	Radiation Therapy
Ontario	Fanshawe College of Applied Arts and Technology	Post-career Technical Certificate	51.0920	Magnetic Resonance Imaging
Ontario	McMaster University	Undergraduate Degree	51.0907	Nuclear Medicine Technology



Ontario	McMaster University	Undergraduate Degree	51.0911	Radiation Therapy
Ontario	McMaster University	Undergraduate Degree	51.0999	Radiological Technology
Ontario	University of Toronto	Undergraduate Degree	51.0999	Radiological Technology
Manitoba	Red River College	Career / Technical / Professional Diploma	51.0911	Radiation Therapy
Manitoba	Red River College	Post-career Technical Diploma	51.0911	Radiation Therapy
Manitoba	Red River College	Post-career Technical Diploma	51.0920	Magnetic Resonance Imaging
Manitoba	University of Winnipeg	Undergraduate Degree	51.0907	Nuclear Medicine Technology
Saskatchewan	Saskatchewan Polytechnic (Saskatchewan Institute of Applied Science and Technology)	Career / Technical / Professional Diploma	51.0911	Radiation Therapy
Saskatchewan	Saskatchewan Polytechnic (Saskatchewan Institute of Applied Science and Technology)	Career / Technical / Professional Diploma	51.0924	Radiological Technology
Alberta	Northern Alberta Institute of Technology	Career / Technical / Professional Diploma	51.0911	Radiation Therapy
Alberta	Northern Alberta Institute of Technology	Career / Technical / Professional Diploma	51.0920	Magnetic Resonance Imaging
Alberta	Northern Alberta Institute of Technology	Post-career Technical Certificate	51.0920	Magnetic Resonance Imaging
Alberta	Southern Alberta Institute of Technology	Career / Technical / Professional Diploma	51.0905	Radiological Technology
Alberta	Southern Alberta Institute of Technology	Career / Technical / Professional Diploma	51.0911	Radiation Therapy



Alberta	University of Alberta	Undergraduate Degree	51.0907	Nuclear Medicine Technology
British Columbia	British Columbia Institute of Technology	Career / Technical / Professional Diploma	51.0905	Radiological Technology
British Columbia	British Columbia Institute of Technology	Career / Technical / Professional Diploma	51.0911	Radiation Therapy
British Columbia	British Columbia Institute of Technology	Career / Technical / Professional Diploma	51.0920	Magnetic Resonance Imaging
British Columbia	British Columbia Institute of Technology	Post-career Technical Certificate	51.0920	Magnetic Resonance Imaging
British Columbia	British Columbia Institute of Technology	Undergraduate Degree	51.0907	Nuclear Medicine Technology
British Columbia	British Columbia Institute of Technology	Undergraduate Degree	51.0920	Magnetic Resonance Imaging
British Columbia	Camosun College	Career / Technical / Professional Diploma	51.0911	Radiation Therapy
British Columbia	College of New Caledonia	Career / Technical / Professional Diploma	51.0911	Radiation Therapy